


Introductory sub-table (I)(a)			
Name of the Company	SAINIK FINANCE & INDUSTRIES LIMITED		
Scrip Code, Name of Scrip, Class of security	530265, SAINIK, Equity Shares		
Quarter ended	30-06-2013		
Partly paid up shares:	No. of Partly paid up shares	As a % of total Number of partly paid up shares	As a % of total Number of shares of the Company.
Held by Promoter/ Promoter Group	NIL	N.A.	N.A.
Held by Public	NIL	N.A.	N.A.
Total	NIL	N.A.	N.A.
Outstanding Convertible Securities :	Number of outstanding securities	As a % of total Number of outstanding Convertible Securities	As a % of total Number of shares of the Company assuming full conversion of the Convertible Securities.
Held by Promoter/ Promoter Group	NIL	N.A.	N.A.
Held by Public	NIL	N.A.	N.A.
Total	NIL	N.A.	N.A.
Warrant:	Number of warrants	As a % of total Number of warrants	As a % of total Number of shares of the Company assuming full conversion of warrants.
Held by Promoter/ Promoter Group	NIL	N.A.	N.A.
Held by Public	NIL	N.A.	N.A.
Total	NIL	N.A.	N.A.
Total Paid- up capital of the company assuming full conversion of warrants and convertible securities	10,880,000		




Statement Showing Shareholding Pattern - Sainik Finance & Industries Limited

Table (I) (a)

Category code	Category of Shareholder	Number of Shareholders	Total number of shares	Number of shares held in dematerialized form	Total shareholding as a percentage of total number of shares		Shares Pledged or otherwise encumbered*	
					As a percentage of(A+B)	As a percentage of (A+B+C)	Number of shares	As a percentage
(I)	(II)	(III)	(IV)	(V)	(VI)	(VII)	(VIII)	IX=(VIII)/(IV)*100
(A)	Shareholding of Promoter and Promoter Group							
1	Indian							
(a)	Individuals/ Hindu Undivided Family	33	5,625,811	5,621,611	51.71	51.71	Nil	N.A.
(b)	Central Government/ State Government(s)	-	-	-	-	-	Nil	N.A.
(c)	Bodies Corporate	-	-	-	-	-	Nil	N.A.
(d)	Financial Institutions/ Banks	-	-	-	-	-	Nil	N.A.
(e)	Any Others(Specify)	-	-	-	-	-	Nil	N.A.
	Sub Total(A)(1)	33	5,625,811	5,621,611	51.71	51.71	Nil	N.A.
2	Foreign							
a	Individuals (Non-Residents Individuals/ Foreign Individuals)	-	-	-	-	-	Nil	N.A.
b	Bodies Corporate	-	-	-	-	-	Nil	N.A.
c	Institutions	-	-	-	-	-	Nil	N.A.
d	Qualified Foreign Investor	-	-	-	-	-	Nil	N.A.
e	Any Others(Specify)	-	-	-	-	-	Nil	N.A.
	Sub Total(A)(2)	-	-	-	-	-	Nil	N.A.
	Total Shareholding of Promoter and Promoter Group (A)= (A)(1)+(A)(2)	33	5,625,811	5,621,611	51.71	51.71	Nil	N.A.



Category code	Category of Shareholder	Number of Shareholders	Total number of shares	Number of shares held in dematerialized form	Total shareholding as a percentage of total number of shares		Shares Pledged or otherwise encumbered*	
					As a percentage of(A+B)	As a percentage of (A+B+C)	Number of shares	As a percentage
(I)	(II)	(III)	(IV)	(V)	(VI)	(VII)	(VIII)	IX=(VIII)/(IV)*100
(B)	Public shareholding							
B 1	Institutions							
(a)	Mutual Funds/ UTI	-	-	-	-	-	Nil	N.A.
(b)	Financial Institutions /Banks	-	-	-	-	-	Nil	N.A.
(c)	Central Government/ State Government(s)	-	-	-	-	-	Nil	N.A.
(d)	Venture Capital Funds	-	-	-	-	-	Nil	N.A.
(e)	Insurance Companies	-	-	-	-	-	Nil	N.A.
(f)	Foreign Institutional Investors	-	-	-	-	-	Nil	N.A.
(g)	Foreign Venture Capital Investors	-	-	-	-	-	Nil	N.A.
(h)	Qualified Foreign Investor	-	-	-	-	-	Nil	N.A.
(i)	Any Other (specify)	-	-	-	-	-	Nil	N.A.
	Sub-Total (B)(1)	-	-	-	-	-	Nil	N.A.
B 2	Non-institutions							
(a)	Bodies Corporate	54	3,504,621	1,649,569	32.21	32.21	Nil	N.A.
(b)	Individuals							
I	i. Individuals- Individual shareholders holding nominal share capital up to Rs 1 lakh	3,352	1,176,073	244,525	10.81	10.81	Nil	N.A.
II	ii. Individual shareholders holding nominal share capital in excess of Rs. 1 lakh.	26	537,149	183,783	4.94	4.94	Nil	N.A.
(c)	Qualified Foreign Investor	-	-	-	-	-	Nil	N.A.
(d)	Any Other (specify)	-	-	-	-	-	Nil	N.A.
(d-i)	Non-Resident Indian	47	36,213	2,596	0.33	0.33	Nil	N.A.
(d-ii)	Clearing Member						Nil	N.A.
(d-iii)	Clearing House	2	133	133	0.001	0.001	Nil	N.A.



Category code	Category of Shareholder	Number of Shareholders	Total number of shares	Number of shares held in dematerialized form	Total shareholding as a percentage of total number of shares		Shares Pledged or otherwise encumbered*	
					As a percentage of (A+B)	As a percentage of (A+B+C)	Number of shares	As a percentage
(I)	(II)	(III)	(IV)	(V)	(VI)	(VII)	(VIII)	IX=(VIII)/(IV)*100
	Sub-Total (B)(2)	3,481	5,254,189	2,080,606	48.29	48.29	Nil	N.A.
(B)	Total Public Shareholding (B)= (B)(1)+(B)(2)	3,481	5,254,189	2,080,606	48.29	48.29	Nil	N.A.
	TOTAL (A)+(B)	3,514	10,880,000	7,702,217	100.00	100.00	Nil	N.A.
(C)	Shares held by Custodians and against which Depository Receipts have been issued:							
	Promoter and Promoter Group	-	-	-	-	-	Nil	N.A.
	Public	-	-	-	-	-	Nil	N.A.
	GRAND TOTAL (A)+(B)+(C)	3,514	10,880,000	7,702,217	100.00	100.00	Nil	N.A.
	* Information of Pledged/encumbered shares are in respect of Promoter/ Promoter Group only.							



Statement showing Shareholding of securities (including shares, warrants, convertible securities) of persons belonging to the category to Promoters and Promoter Group

(I)(b)

Sr. No.	Name of the shareholder	Details of shares held		Encumbered shares (*)			Details of warrants		Details of convertible securities		Total shares (including underlying shares assuming full conversion of warrants and convertible securities) as a % of diluted share capital
		Number of shares	As a % of grand total (A)+(B)+ (C)	No.	As a percentage	As a % of grand total (A)+(B)+(C) of sub-clause (I)(a)	Number of warrants held	As a % total number of warrants of the same class	Number of convertible securities held	As a % total number of convertible securities of the same class	
(I)	(II)	(III)	(IV)	(V)	(VI)= (V)/(III) *100	(VII)	(VIII)	(IX)	(X)	(XI)	(XII)
1	KULDEEP SINGH SOLANKI	1,521,898	13.98	-	-	-	-	-	-	-	-
2	YUVRAJ SINGH SOLANKI	432,833	3.98	-	-	-	-	-	-	-	-
3	INDU SOLANKI	337,833	3.11	-	-	-	-	-	-	-	-
4	RUDRA SEN SINDHU	352,717	3.24	-	-	-	-	-	-	-	-
5	SARVESH SINDHU	248,866	2.29	-	-	-	-	-	-	-	-
6	VIR SEN SINDHU(HUF)	247,066	2.27	-	-	-	-	-	-	-	-
7	VRITPAL SINDHU	206,200	1.90	-	-	-	-	-	-	-	-
8	SUMATI SINDHU	194,333	1.79	-	-	-	-	-	-	-	-
9	KULDEEP SINGH SOLANKI (HUF)	172,800	1.59	-	-	-	-	-	-	-	-
10	ABHIMANYU SINDHU	175,166	1.61	-	-	-	-	-	-	-	-
11	SURABHI SINDHU	149,933	1.38	-	-	-	-	-	-	-	-
12	PARMESHWARI DEVI	456,532	4.20	-	-	-	-	-	-	-	-
13	MANISHA SOLANKI	117,800	1.08	-	-	-	-	-	-	-	-
14	COL. GIRDHARI SINGH (HUF)	109,400	1.01	-	-	-	-	-	-	-	-
15	VIR SEN SINDHU	102,198	0.94	-	-	-	-	-	-	-	-
16	SHWETA SINDHU	96,565	0.89	-	-	-	-	-	-	-	-
17	RUDRA SEN SINDHU (HUF)	89,600	0.82	-	-	-	-	-	-	-	-
18	SAROJ SINDHU	87,033	0.80	-	-	-	-	-	-	-	-
19	RAJSHREE RATHORE	64,000	0.59	-	-	-	-	-	-	-	-
20	ASHA RATHORE	75,200	0.69	-	-	-	-	-	-	-	-
21	SHAHISTA SINDHU	58,600	0.54	-	-	-	-	-	-	-	-
22	SOMVIR SINDHU	52,000	0.48	-	-	-	-	-	-	-	-
23	RACHNA SINDHU	51,900	0.48	-	-	-	-	-	-	-	-




Sr. No.	Name of the shareholder	Details of shares held		Encumbered shares (*)			Details of warrants		Details of convertible securities		Total shares (including underlying shares assuming full conversion of warrants and convertible securities) as a % of diluted share capital
		Number of shares	As a % of grand total (A)+(B)+(C)	No.	As a percentage	As a % of grand total (A)+(B)+(C) of sub-clause (I)(a)	Number of warrants held	As a % total number of warrants of the same class	Number of convertible securities held	As a % total number of convertible securities of the same class	
(I)	(II)	(III)	(IV)	(V)	(VI)= (V)/(III) *100	(VII)	(VIII)	(IX)	(X)	(XI)	(XII)
24	SATYA PAL SINDHU	45,000	0.41	-	-	-	-	-	-	-	-
25	SAURABH SINDHU	41,666	0.38	-	-	-	-	-	-	-	-
26	USHA SINDHU	52,675	0.48	-	-	-	-	-	-	-	-
27	DEV SUMAN SINDHU	40,000	0.37	-	-	-	-	-	-	-	-
28	SHASHI SINDHU	18,466	0.17	-	-	-	-	-	-	-	-
29	VRIT PAL SINDHU(HUF)	13,166	0.12	-	-	-	-	-	-	-	-
30	EKTA SINDHU	5,000	0.05	-	-	-	-	-	-	-	-
31	ANIKA SINDHU	500	0.00	-	-	-	-	-	-	-	-
32	RAJBIR SINGH	4,665	0.04	-	-	-	-	-	-	-	-
33	NIRANJAN SINGH	4,200	0.04	-	-	-	-	-	-	-	-
Total		5,625,811	51.71	-	-	-	-	-	-	-	-
* Information of Pledged/encumbered shares are in respect of Promoter/ Promoter Group only.											



(I)(c)(i) Statement showing holding of securities (including shares, warrants, convertible securities) of persons belonging to the category "Public" and holding more than 1% of the total number of shares

Sr. No.	Name of the shareholder	Number of shares held	Shares as a percentage of total number of shares {i.e., Grand Total (A)+(B)+(C) indicated in Statement at para (I)(a) above}	Details of warrants		Details of convertible securities		Total shares (including underlying shares assuming full conversion of warrants and convertible securities) as a % of diluted share capital
				Number of warrants held	As a % total number of warrants of the same class	Number of convertible securities held	% w.r.t total number of convertible securities of the same class	
1	SINDHU TRADE LINKS LIMITED	1173565	10.79	Nil	-	-	Nil	Nil
2	MANEESHA FINLEASE LIMITED	1046159	9.62	Nil	-	-	Nil	Nil
3	SAINIK MINING & ALLIED SERVICES LTD	853666	7.85	Nil	-	-	Nil	Nil
4	SINDHU FARMS PRIVATE LTD	111666	1.03	Nil	-	-	Nil	Nil
	Total	3,185,056	29.27	Nil	-	-	Nil	Nil




(I)(c)(ii) Statement showing holding of securities (including shares, warrants, convertible securities) of persons (together with PAC) belonging to the category "Public" and holding more than 5% of the total number of shares of the company

Sr. No.	Name of the shareholder	Number of shares held	Shares as a percentage of total number of shares {i.e., Grand Total (A)+(B)+(C) indicated in Statement at para (I)(a) above}	Details of warrants		Details of convertible securities		Total shares (including underlying shares assuming full conversion of warrants and convertible securities) as a % of diluted share capital
				Number of warrants held	As a % total number of warrants of the same class	Number of convertible securities held	% w.r.t total number of convertible securities of the same class	
1	SAINIK MINING AND ALLIED SERVICES LIMITED	853,666	7.85	Nil	-	-	Nil	Nil
2	SINDHU TRADE LINKS LIMITED	1,173,565	10.79	Nil	-	-	Nil	Nil
3	MANEESHA FINLEASE LIMITED	1,046,159	9.62	Nil	-	-	Nil	Nil
	Total	3,073,390	28.25	Nil	-	-	Nil	Nil



(I)(d) Statement showing details of locked-in shares			
Sr. No.	Name of the shareholder	Number of locked-in shares	Locked-in shares as a percentage of total number of shares {i.e., Grand Total (A)+(B)+(C) indicated in Statement at para (I)(a) above}
1	Nil	-	-
2	Nil	-	-
3	Nil	-	-
4	Nil	-	-
5	Nil	-	-
6	Nil	-	-
7	Nil	-	-
8	Nil	-	-
9	Nil	-	-
TOTAL		-	-



(II)(a) Statement showing details of Depository Receipts (DRs)				
Sr. No.	Type of outstanding DR (ADRs, GDRs, SDRs, etc.)	Number of outstanding DRs	Number of shares underlying outstanding DRs	Shares underlying outstanding DRs as a percentage of total number of shares {i.e., Grand Total (A)+(B)+(C) indicated in Statement at para (I)(a) above}
1	Nil	-	-	-
2	Nil	-	-	-
3	Nil	-	-	-
4	Nil	-	-	-
5	Nil	-	-	-
6	Nil	-	-	-
7	Nil	-	-	-
8	Nil	-	-	-
9	Nil	-	-	-
TOTAL		-	-	-



(II)(b) Statement showing Holding of Depository Receipts (DRs), where underlying shares held by promoters/ promoters group are in excess of 1% of the total number of shares

Sr. No.	Name of the DR Holder	Type of outstanding DR (ADRs, GDRs, SDRs, etc.)	Number of shares underlying outstanding DRs	Shares underlying outstanding DRs as a percentage of total number of shares {i.e., Grand Total (A)+(B)+(C) indicated in Statement at para (I)(a) above}
1	Nil	-	-	-
2	Nil	-	-	-
3	Nil	-	-	-
4	Nil	-	-	-
5	Nil	-	-	-
6	Nil	-	-	-
7	Nil	-	-	-
8	Nil	-	-	-
9	Nil	-	-	-
TOTAL		-	-	-

